

# TYPE D 4-BEDROOM PREMIUM

134 sq m / 1442 sq ft

#02-05 to #13-05 (Mirror-Image)

#01-09 to #15-09 (Mirror-Image)

#01-10 to #15-10

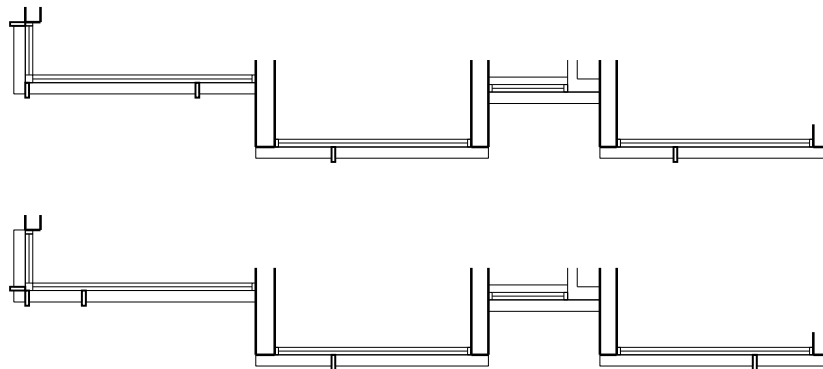
#03-13 to #14-13 (Mirror-Image)

#02-14 to #14-14



### FIN MODULE 1

STACK 05	03, 06, 09, 12
STACK 09	02, 05, 08, 11, 14
STACK 13	04, 07, 10, 13



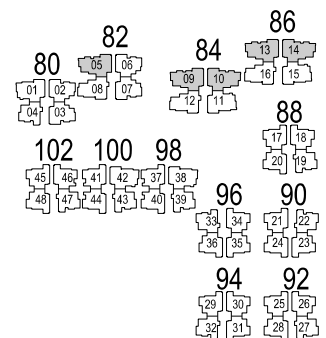
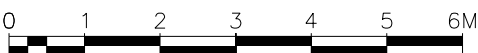
### FIN MODULE 2

STACK 05	02, 05, 08, 11
STACK 09	01, 04, 07, 10, 13
STACK 13	03, 06, 09, 12

### FIN MODULE 3

STACK 05	04, 07, 10, 13
STACK 09	03, 06, 09, 12, 15
STACK 13	05, 08, 11, 14
STACK 14	02, 05, 08, 11, 14

NOTE:  
#13-05, #15-09, #14-14 - 3.30M FLOOR-TO-FLOOR HEIGHT



\*THE ABOVE PLANS ARE SUBJECT TO CHANGE AS MAY BE REQUIRED BY THE RELEVANT AUTHORITY.  
\*\*RC LEDGE ALTERNATES IN EVERY 3 FLOORS

